

# SKEMA<sub>6</sub>

TECHNOLOGY  
TO INNOVATE

**Stabilimento / Plant**  
Via Bicocca, 14/C  
40026 Imola (BO) - Italy  
Tel. +39 0542 653441  
Fax +39 0542 653601

**Sede Legale ed Amministrativa / Head Quarter**  
CEFLA s.c. - Via Selice Prov.le, 23/a  
40026 Imola (BO) - Italy  
Tel. +39 0542 653111  
Fax +39 0542 653344



castellini@castellini.com

www.castellini.com



**CASTELLINI**

PASSION FOR DENTISTRY  
SINCE 1935

## TECHNOLOGY TO INNOVATE

Skema 6 combines an ergonomic concept that enhances the key qualities of versatility and practicality with the outstanding integrated system and instrument performance that is Castellini's hallmark. Intended for dental applications where compliance with the strictest hygiene standards is expected, Skema 6 also allows instruments to be used for surgical and specialist procedures while guaranteeing constant operating safety. Equipped with state-of-the-art instruments and built to make cutting-edge technology readily available, Skema 6 offers top level performance through advanced, user-friendly solutions.



SKEMA<sub>6</sub>







SKEMA 6 CP

## OPERATING EFFICIENCY

One of the main Skema 6 design goals is to provide the medical team with an ergonomic treatment centre that enhances both working effectiveness and the physical comfort of dentist and assistant.


The ergonomic flexibility and functional design of Skema 6 allow ideal working conditions to be instantly established in any situation.

Assistant interaction becomes smooth, the work flow is not hindered, and the dentist can focus their undivided attention on the treatment.



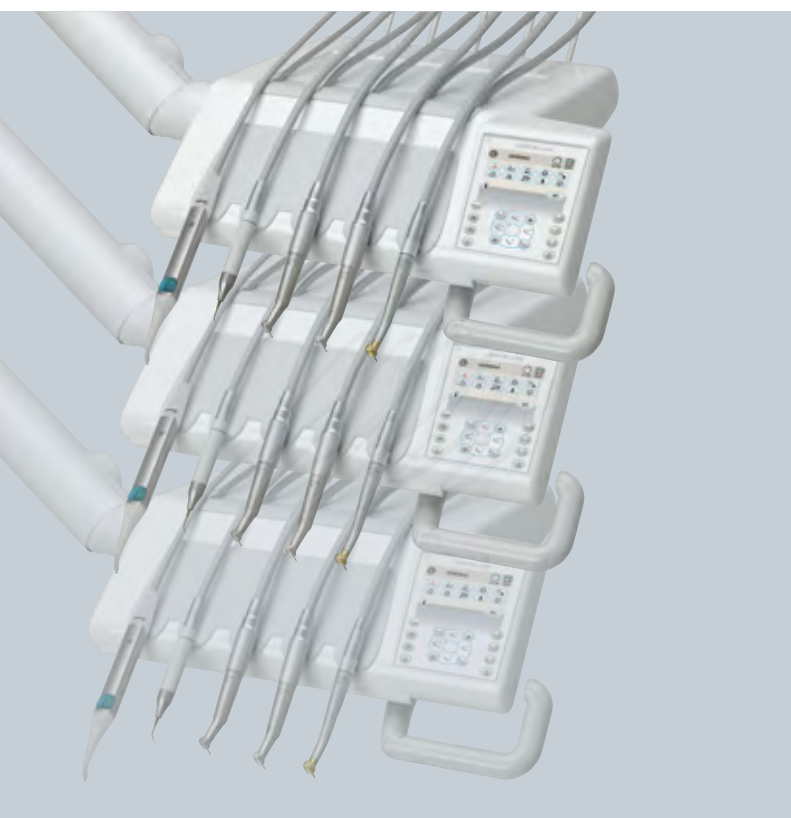
## ERGONOMICS





## Dentist's module

- to reposition instruments, it is enough to lightly touch the capacitive sensor inside the handle, move the module and release the handle to activate locking in the required module position
- the tube extension capacity and minimized instrument support arm height enhance the module positioning range without any risk of interference with the operating light
- optional end-of-stroke lock system for enhanced freedom of movement
- easy to handle, self-balanced instruments minimising operator wrist fatigue during use
- the tray holder, pivoting on an articulated arm, can be adjusted to any working position
- the large trans-thoracic tray holder can easily be reached by both the dentist and the assistant
- the dentist's module's extensive vertical work range facilitates suitable positioning to meet any working requirements



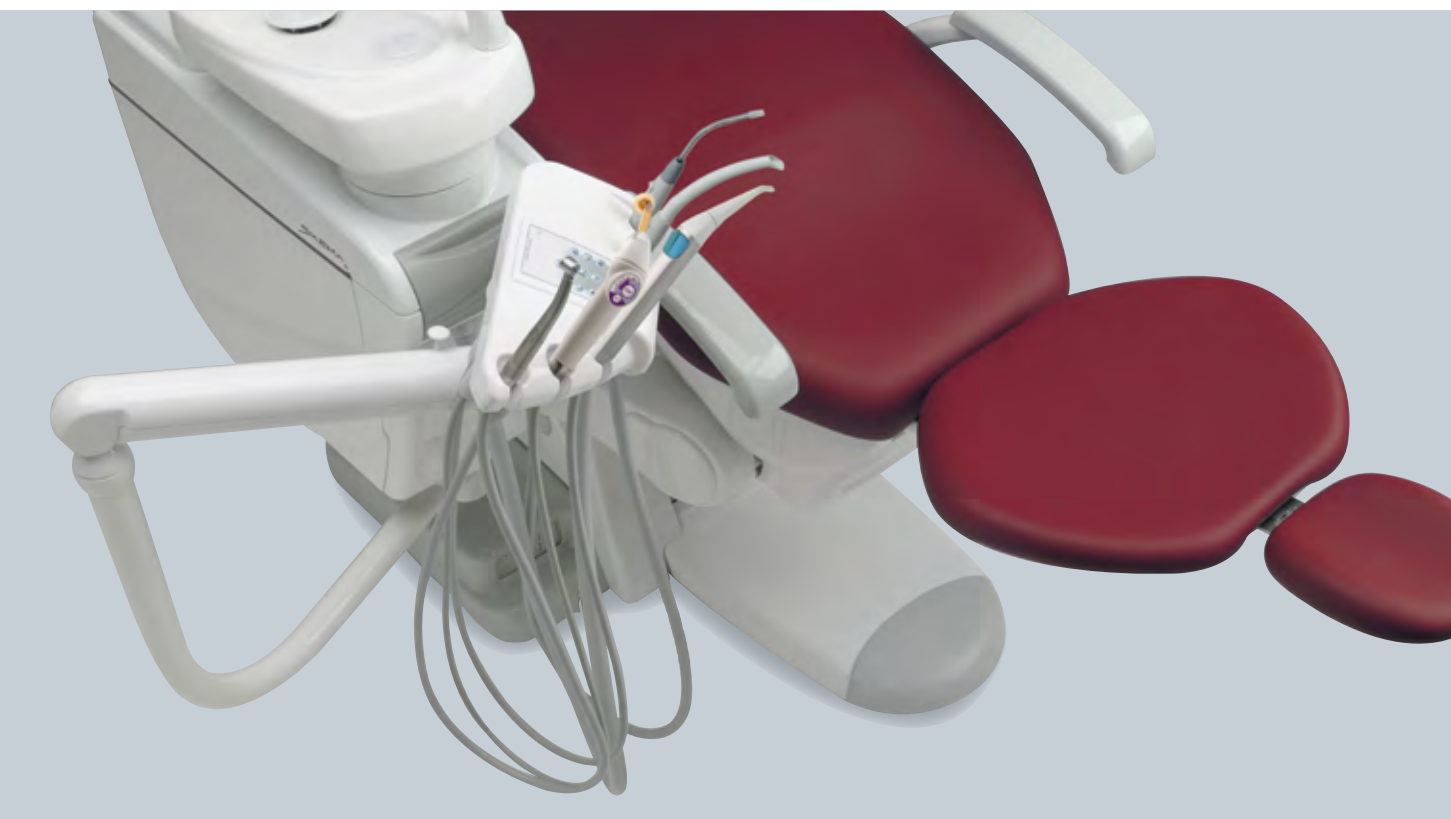
## A touch of precision

The Skema 6 work range is enhanced in both versions by its extensive-travel arms, allowing the operating ergonomics to adjust to each clinical situation in the most efficient way. By lightly touching the capacitive sensor inside the handle, the arm locking pneumatic brake can be de-activated and the module can be positioned in a quick, safe and accurate manner. The excellent manoeuvrability of all dental unit elements helps maintain a correct, natural posture at any time, minimizing the risk of physical stress and fatigue during the day.

## Natural gestures


On the specifically designed hanging tubes module, the instruments are arranged in a functional manner to facilitate comfortable, easy pick-up and intuitive replacing. As a result, work flow is fast and smooth. The instruments on the hanging tubes module will remain outside the patient's field of vision for a more relaxed and peaceful patient approach.





## Assistant's module

- lightweight and handy, the suction cannulae are provided with roller housings
- easy and accurate vertical positioning of the module
- from the control panel, the patient chair movement, cup and bowl filling, operating light and Autosteril hygiene system activation can all be controlled
- the (optional) assistant's tray holder module is handily installed next to the assistant's module
- the cup and bowl filling units and the cuspidor bowl itself can be removed and disassembled to optimise hygiene procedures
- tray holder module available to replace the cuspidor bowl



## Multifunctional ergonomics


The assistant's module on a dual articulated arm is height-adjustable and can be extended and folded to make more space available for the assistant whilst guaranteeing the greatest functionality in any (two- or four-handed) operating position. Five housings are available for the suction hoses and instruments.

## Natural comfort

The motor-driven ceramic cuspidor bowl rotates automatically reaching one of the pre-set positions and guarantee patient comfort during treatment. With its simple controls available on each instrument panel, the cuspidor bowl can then be returned to its stand-by position above the unit body.







## Our scientific approach

The design concept behind the Skema 6 project is the result of dedicated research aimed at ensuring the greatest freedom of movement for medical staff during procedures. Skema 6 meets any treatment requirement with the most suitable ergonomic solution. Every detail has been studied to guarantee an optimised patient approach in any clinical situation.

The operating set-up of Skema 6 is highly flexible to ensure an unhindered dentist and assistant approach. The work stations are complete and streamlined at the same time. Everything is within reach.

The advanced ergonomic design of Skema 6 enables the dentist to focus on the patient and helps reduce physical stress.



## OPTIMISING SPACE

The Skema 6 range is completed by a version specially designed for those looking for greater freedom of movement around the patient chair.

A workstation with highly manoeuvrable elements allows for greater mobility around the patient and optimisation of spaces around the operating zone.

### Ergonomic flexibility

On the Cart version the dentist can adjust the height of the dentist's module to ensure perfect ergonomics whatever the required treatment. Being able to position the mobile unit freely ensures outstanding ergonomic flexibility.



### Working comfort

Instrument layout on the hanging tubes module of the mobile unit ensures an easy, secure grip. Replacing the instrument in its holder is comfortable and intuitive, thus ensuring a smooth, rapid workflow. Above the module there is a space for a single tray and the optional panoramic X-ray viewer.



SKEMA 6 CART



THE PATIENT CHAIR





## Surgical padding

Available as an optional feature, surgical padding will suit patients of any build ensuring proper anatomical support and maximum comfort at all times. Thanks to the characteristics of the material used, the contact surface area increases while the pressure applied to the patient's body is reduced. The surgical padding has been designed for patient relaxation especially during longer treatment sessions.

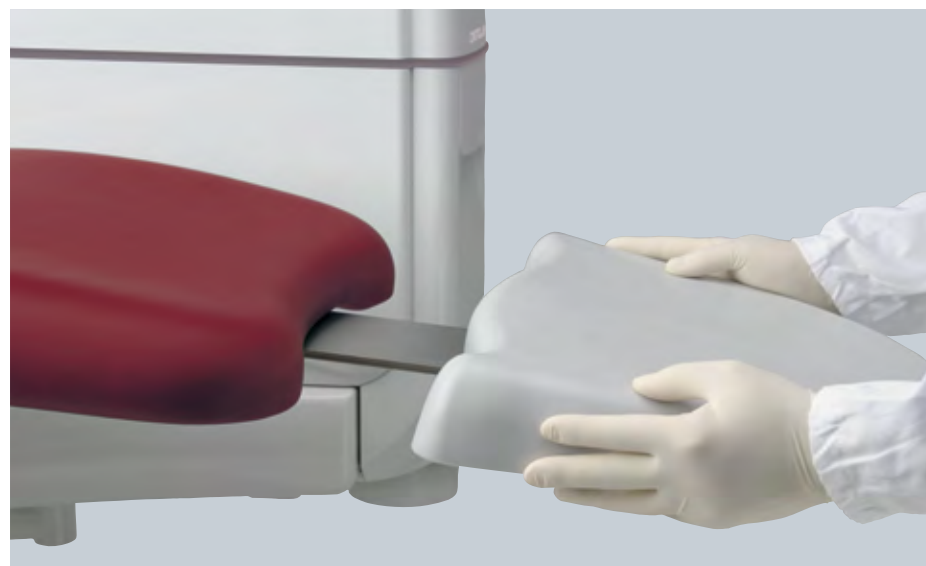
## FUNCTIONAL COMFORT

The patient chair has been designed to provide the best possible anatomical comfort to the patient.

This helps to make the dental team's task much easier and, furthermore, one can count on specific features which allow perfectly hygienic conditions to be maintained at all times.

### Footrest

Adjustable footrest made from special anti-bacterial, anti-odour material. It can be extended for taller patients and removed for complete disinfection.



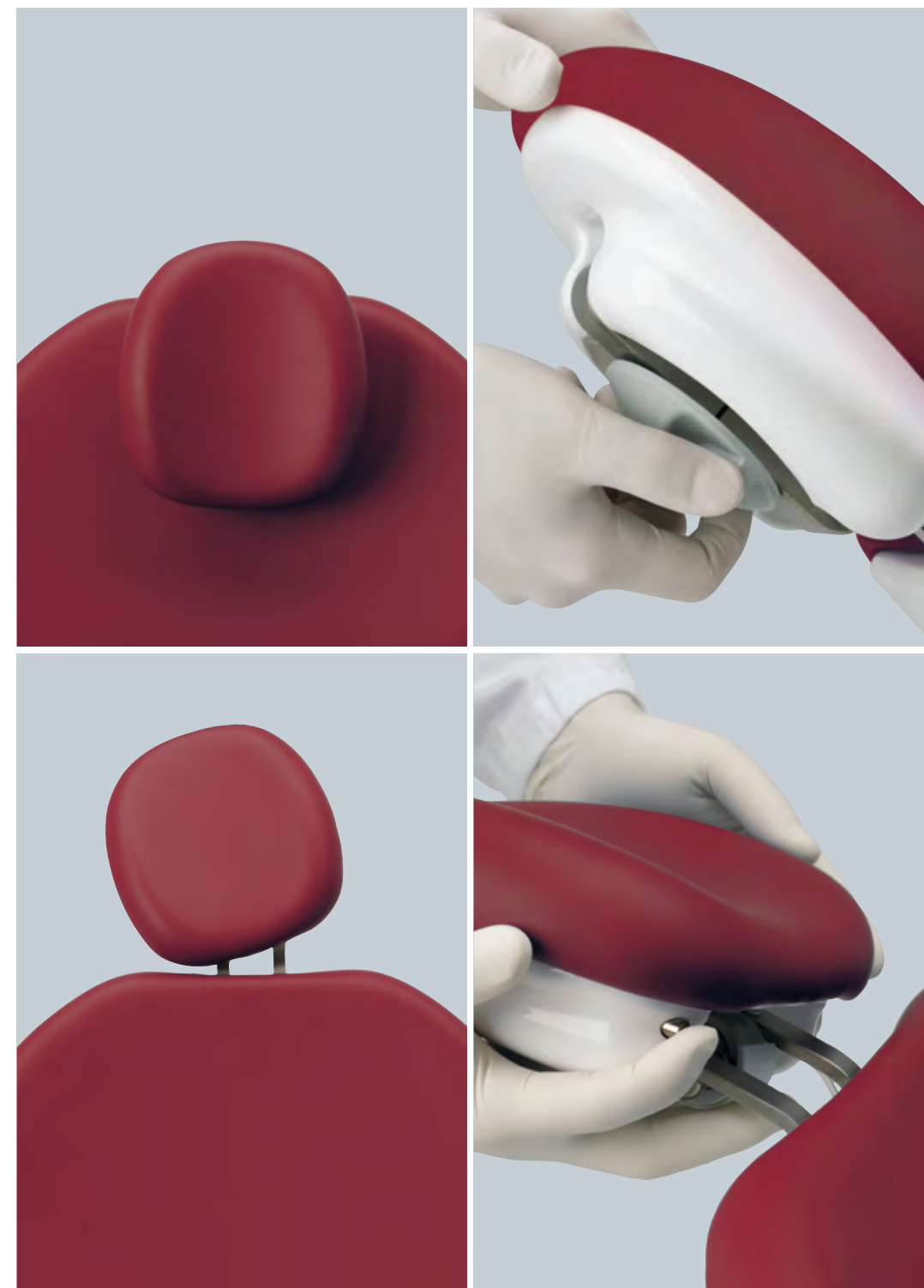
### Suction Stop

By pressing a foot control on the chair base, suction can be temporarily suspended.



### Headrest

The generous, double-jointed headrest provides comfort for all patients. Available as an option, the new pneumatic release orbital headrest pivots on three axes and allows quick, precise positioning of the patient's head. The pneumatic release allows the dentist to shift the headrest vertically along the support rods with ease.








## Design and materials

The thin backrest profile makes it easier for the dentist to work comfortably without any hindrance in the leg area, even with a lowered chair.



## Arm rests

The right-hand arm rest can be rotated forwards to facilitate patient access to the chair. Getting out of the chair is equally as easy. The left-hand arm rest can also rotate forwards, increasing the space available for the assistant if needed. The arm rests are optional features.



## Multi-function foot control

Instrument activation and adjustment, light power-on and off, joy-stick for patient chair direct and programmed movement control, chip air, chip water and spray circuit control.

## Power Pedal\*

Power Pedal is the newly designed foot control unit to control the patient chair either directly or by recalling previous position settings from the system memory. In addition to activating the selected instrument with or without spray operation, the chip air and chip water features can also be activated.

## Pressure-operated foot control wired/wireless\*

Pressure-type control to activate and adjust instruments, move the patient chair and recall saved positions. Also used to select spray, chip air and chip water functions. This foot control is now available in a wireless version. Because there are no wires the unit can now be positioned as desired without creating any hindrance, allowing for more comfortable on-patient treatment and significantly increasing hygiene standards. Exclusive battery technology means that the unit can go more than two months between recharges; in any case it is supplied with a lead for fast connection to the dental unit so that recharging can also be carried out during work.

## Lateral slide foot control wired/wireless\*

A lever-operated version of the wireless foot control is also available. This foot control can be used to move the patient chair, select spray and activate the chip air and chip water functions.

\* optional

## SIMPLE AND INTUITIVE

User-friendly controls give dentists the full benefit of the excellent performance provided by Castellini's latest generation of integrated devices and instruments. Skema 6 offers the dentist a choice between two types of instrument control panel: the Smart Touch, which combines a touch-sensitive screen with traditional keypad for control of patient chair movement, is provided as standard; the Full Touch, available as an optional, features a tempered glass display and lets the dentist control the dental unit and its systems via a cutting edge touch-screen interface.

Whatever the treatment being carried out, from conservative dentistry to oral surgery, these new touch-screen control panels allow the working parameters of each individual instrument to be set and saved at the touch of a finger. Thanks to the advanced technology used on these interfaces, the LED Implanor micromotor expresses its full all-round potential and so allow the dental surgery to expand its range of clinical treatment.

### Precision and personalisation

The information provided by the touch-screens is extremely precise and can also be personalised. A special key lets dentists toggle between the display of basic information or more in-depth operating parameters for comprehensive personalisation of dynamic instruments and integrated hygiene system devices.



## INSTRUMENT CONTROL PANELS





## Smart Touch

The Smart Touch panel features a large touch-screen display (4.3") that allows effortless, trouble-free control of all the dynamic instruments and hygiene systems integrated on the dental unit.

Whatever the treatment scenario, the Smart Touch panel ensures dentists are able to make the very most of the exceptional instrument performance.

Patient chair movements and saved position recalls, instead, are controlled via a more traditional keypad located close to the display.



## Constant parameter control

Every time an instrument is extracted, the touch-screen display shows only the information relevant to the clinical needs of the moment: all working parameters can be set and modified with ease at the touch of a finger.

Everything, from spray mode to turbine speed and micromotor torque, can be controlled via the touch-screen, as can the duration of disinfection cycles and selection of certified contra-angles, the parameters of which are immediately recognised by the dental unit.

Dentists can also save the most frequently used settings. The touch-sensitive control panels also let dentists make all those clinical settings necessary for safe utilisation of the innovative ultrasound surgery handpiece integrated on the dentist's module (where applicable).



## Full Touch (optional)

The new Full Touch instrument control panel, based on a Linux platform and run by a powerful latest-generation microprocessor, provides an advanced interface with a tempered glass, easy-to-sanitise touch-screen display (5.7") that is both impact and scratch-resistant.

A special key temporarily deactivates the panel's touch-screen functions so surfaces can be cleaned. Integrated system and dynamic instrument parameters can be managed and personalised at the touch of a finger thanks to user-friendly interface browsing.

Moreover, the instrument panel also features a USB port, which can be used by dentists to load X-ray images and view them in full-screen mode. Another advantage of the USB port is that it lets dentists store their personalised settings on a memory stick and transfer them to any other dental unit with a Full Touch panel.



## Surgical functions

Skema 6 offers the perfect implantology configuration: Implantor LED induction micromotor, peristaltic pump integrated on the dentist's module and a cutting-edge control panel. Designed to smooth interaction with devices during treatment, the control panels let dentists personalise and save all parameters such as speed, torque and peristaltic pump delivery rate quickly and easily, leaving them free to focus on the task at hand and the patient's wellbeing.

The control panel also allows equally efficient, simple management of the micromotor Endo mode: once again, all the settings (including the Normal, Reverse and Autoreverse functions) can be set and saved immediately.

## FROM CONSERVATIVE DENTISTRY TO ORAL SURGERY

Skema 6 is equipped with a comprehensive range of instruments at the cutting edge of technological development, suitable for any specialist dentistry applications. These multifunctional, highly practical instruments are designed to brilliantly and safely meet the requirements of not just conservative, but also prosthetic and endodontic dentistry, implantology and any other surgical applications.



INSTRUMENTS





## Implantor LED Micromotor

Latest-generation brushless Micromotor designed to cover any conservative, prosthetic, endodontic, implantology and oral surgery requirements. With its low-noise operation and minimal weight, Implantor LED is vibration-free and characterised by extremely high torque and outstanding reliability. The highest performance for all specialist applications. Completely autoclavable.

Conservative and prosthetic dentistry:

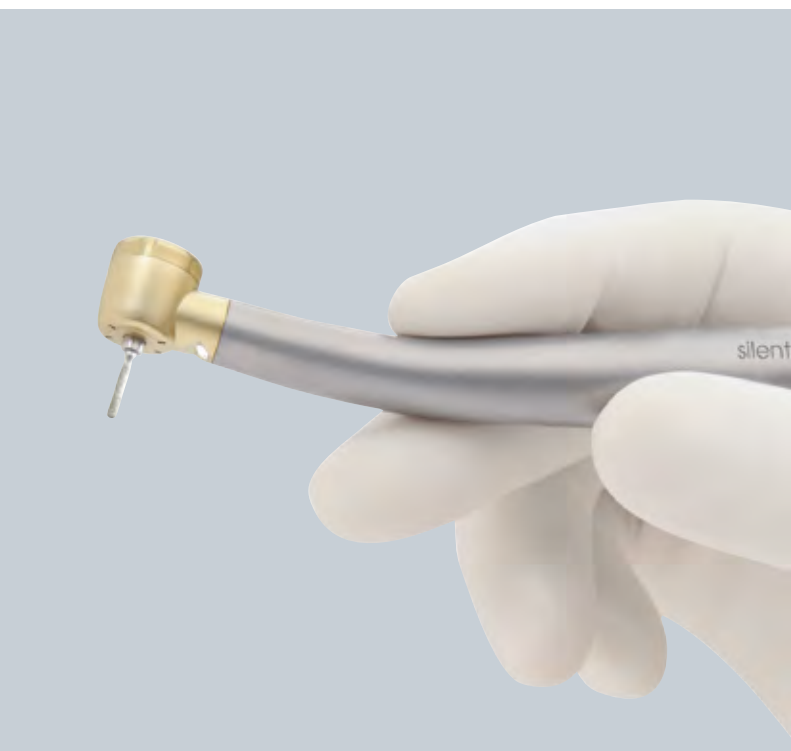
- 100 up to 50.000 rpm with 1:1 ratio
- electronic torque control up to 4,5 Ncm
- top speed pre-setting possibility
- used Handpiece pre-setting

Endodontics:

- adjustable torque from 0.05 to 5 Ncm ( $\pm 0.06$  Ncm) (with E 16 Handpiece)
- NORMAL, REVERSE, AUTOREVERSE functions
- (optional) integrated apex locator
- external cooling possible

Implantology:

- adjustable torque up to 70 Ncm (with ATR 80 Handpiece)
- speed control starting from 5 rpm (with R20-L Handpiece)
- external cooling possible with sterile source liquids



## Silent Power Turbines

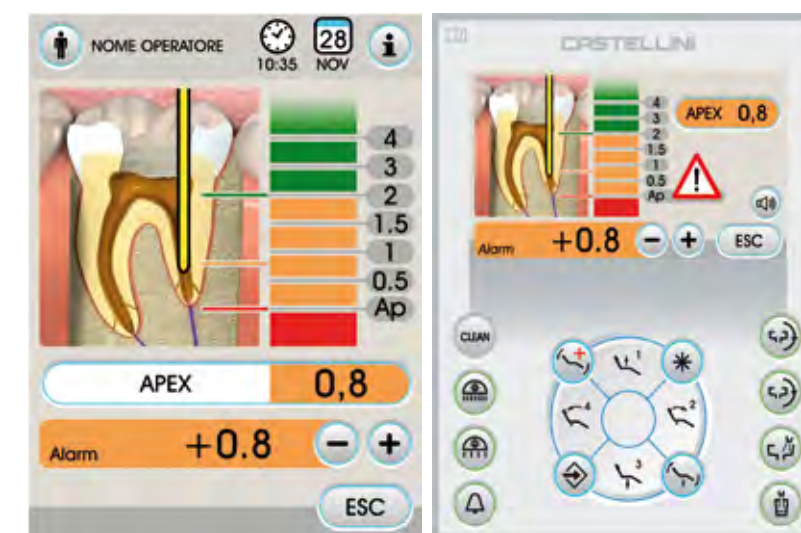
The silent comfort of superior performance. With the Silent Power range of turbines, the perceived operating noise has been more than halved compared to a traditional turbine

- 57 dB(A) compared to the 62/64 dB(A) of conventional turbines\*
- ceramic bearings
- superior performance and long life
- minimised vibration
- 350,000/400,000 rpm
- 2/4 spray system: highly efficient cooling with independent water and air nozzles

\* the perceived noise doubles every 3dB

## LAEC

The Castellini Electronic Apex Locator device offers maximum efficiency and clinical safety in endodontic treatments. The file position inside the root canal is shown on the display unit integral with the dental unit. When the apex distance threshold programmed by the operator is reached, the LAEC will emit a warning tone. Where the LAEC is present, the control panel allows easy, safe and precise localisation of the root canal apex. (optional)





## Piezosteril 6 / Piezolight 6

Versatile and multifunctional ultrasound handpieces suitable for prophylaxis, endodontics and periodontal procedures, available with or without fibre optic for LED lighting

- perfectly linear and controlled ultrasonic vibrations, with no parasitic lateral vibrations, assure constant self-tuned frequencies from 25 to 32 kHz depending on load and tip conditions
- broad power adjustment range
- self-adjusting power output, depending on load, prevents overheating of the handpiece and irrigation fluids
- irrigation flow adjustable from zero to the maximum
- may be autoclaved



## Surgison 2

Ultrasound handpiece specially designed for oral surgery, implantology and osteotomy, available with an extensive range of special tips for any treatment requirements

- directly interchangeable with the Piezolight 6 scaler, whereas instrument tubing has to be substituted for the Piezosteril 6 scaler. The Surgison 2 handpiece is always automatically detected and driven by the unit
- completely autoclavable
- the unit-integrated optional peristaltic pump ensures completely aseptic cooling by dedicated liquids



## Goldspeed Handpieces

Contra-angles and straight handpieces designed to meet all-round dental needs, built from special materials by applying high precision micromechanics processes

- full titanium body (except E16)
- inbuilt anti-retraction device
- internal spray
- inbuilt fibre optics (S1-L, M5-L, R20-L)
- ceramic bearings (M5-L)
- external and hollow bur cooling (R20-L)
- completely autoclavable

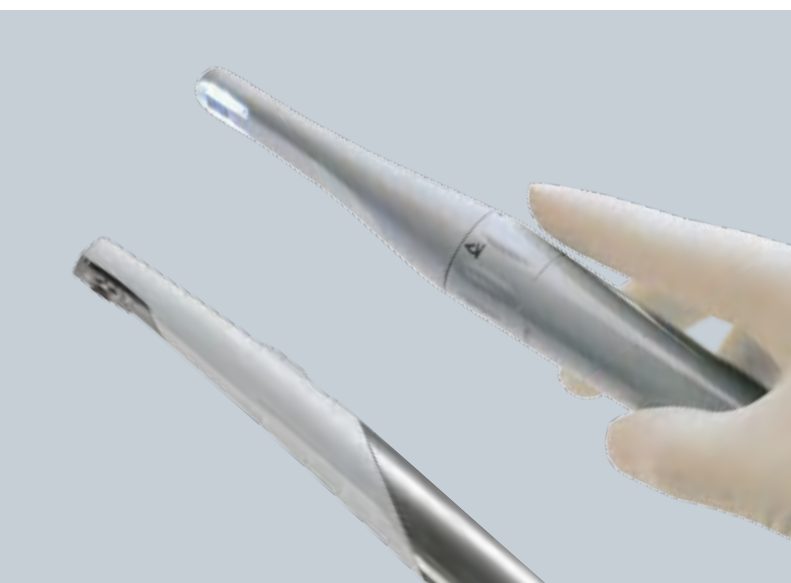


## T - LED

Lightweight, compact curing light with an exclusive design that allows use as both a direct version or 120° angled version.

- high power LED up to a maximum of 2,200 mW/cm<sup>2</sup>
- 430 - 490 nm emission band
- 6 pre-set programmes





## Multimedia and accessories

### C-U2 PRO

The C-U2 PRO camera, together with the LED monitor, constitutes an optional integrated system that gives the dentist's work true added value. C-U2 PRO provides images via three different focal adjustments and, thanks to its slim profile, ensures easy access to the oral cavity:

- Macro: applies a magnifying factor to enhance perception of the smallest details
- Endo: allows for complete inspection of the oral cavity
- Extra-oral: provides a comprehensive record of the dentist's work

### C-U2

This intra-oral camera generates immediate, crystal-clear images that the dentist can share with the patient

- light, ergonomic, easy to position
- freeze-frame function at the touch of a finger
- effective diffusion of light in the oral cavity thanks to the highest illumination rating in its category

### Venus Plus

High performing operating light with rotation movement on three axes for accurate light adjustment to the oral cavity

- colour temperature 4,900K
- luminous intensity from 8,000 to 35,000 Lux (adjustable by potentiometer)
- front protective screen
- removable handles
- rear fan

### Venus LED

Operating lamp with long-lasting, low-consumption LED light source plus 3-axis rotation for perfect illumination of the operating area.

- maximum light intensity 50,000 Lux
- colour temperature 5,000K
- potentiometer to adjust light intensity
- No Touch sensor to switch on and adjust
- easy-to-clean hermetically sealed frontal protective screen
- handles can be cleaned in an autoclave





## Monitor Medicalview

Available throughout the Castellini dental unit range, multimedia integration with a 19" 16:9 format LED Monitor provides a powerful image-based communication and diagnosis tool featuring cutting edge technology. Fitted on the operating light column, the monitor can be positioned and tilted as desired. A double articulation support arm allows it to be moved closer to or further away from the operating zone as requirements dictate. On the touch-screen version of the monitor, such mobility provides outstanding ergonomics and working efficiency.

### Operating ergonomics

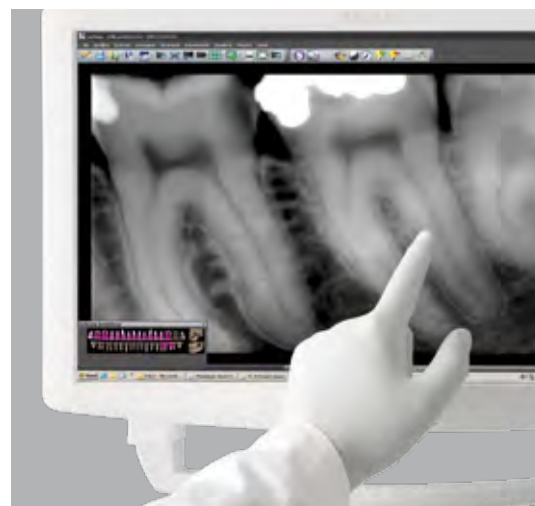

With its double articulation support arm, the monitor offers excellent mobility, allowing a variety of operating positions. In addition to comfortable use for both dentist and assistant, it also ensures greater involvement of the patient when sharing the outcome of treatment via on-screen imagery.

### LED technology

In addition to the durability of LEDs and their low energy consumption, monitors with LED technology also offer excellent contrast, bright colours and sharp images.

### PC connection

CE 93/42 certified, the flat, waterproofed screen Medical Device Monitor comes complete with a lead for connection to the PC. On the touch-screen version a USB port provides a further connectivity option.



## Seats

The exclusive C9 anatomical seat is designed to provide a physiologically correct, healthy working position: broad vertical excursion, adjustable thigh support, vertically and horizontally adjustable backrest with compensation system for continuous lumbar support. Also available to the medical team are the comfortable yet practical C7 and C8 seats.







HYGIENE AND ASEPSIS


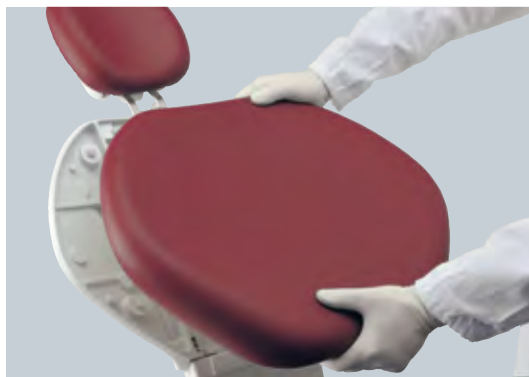


## Passive hygiene devices

Before operating any active protection device, several dental unit design features can be used to dramatically reduce the risk of contamination

- instrument panel controls protected by disposable film
- autoclavable silicone instrument support mat
- removable and disinfectable dentist's module handle
- removable and cold-disinfectable operating light handles
- dual suction filters with large filtering surface allowing for less frequent draining
- removable and disinfectable roller housing cannula guides
- easily removable upholstery for easy, effective hygiene applications and procedures
- removable footrest made from Sanitized material (smooth and easy to disinfect)
- unit body with smooth, specially treated surfaces making it easier to maintain hygienic conditions
- quick and easy access to the Autosteril system tank
- removable, heat disinfectable tubes

**V.D.S.** - delayed suction stop to allow for internal drying of the tubing.







## Active hygiene devices

**M.W.B.\*** - continuous disinfection system coupled to an air gap separation from mains water device in accordance with EN 1717

- 20 mm separation between mains water system and dental unit lines
- water titration with 0.06% H<sub>2</sub>O<sub>2</sub>
- Peristaltic pump\*** - inbuilt system, necessary for oral surgery and implantology work with the Castellini instruments available on the dental unit
- Implantor LED Micromotor and Surgison 2 ultrasound
- Handpiece irrigation with normal saline solution

**S.S.S.** - independent supply to instruments

- 1.8 litre capacity pressurised tank
- external tank to facilitate replacement at any time

**A.C.A.** - spray anti-retraction system

- prevents contaminant suction during the instrument stopping phase

- minimises any patient cross-contamination risk

**S.H.D.\*** - suction system hygiene procedure

- water flushing and hygienisation with a special liquid from a dedicated tank

- the duration of each cycle (approximately 1 minute) allows for hygienisation between patients

**H.P.A.\*** - pneumatic supply hygienic protection via a device equipped with an autoclavable filter element

- allows for surgical use of the instruments

**Time Flushing\*** - quick flushing of the dental unit body with mains water or separate supply water.

\* optional



## Autosteril A

The optional Autosteril system ensures automatic disinfection of the spray circuits. It helps hygienisation at the end of a day's session and allows for short cycles to be carried out in the following steps:

- circuit draining with compressed air
- addition of 3% H<sub>2</sub>O<sub>2</sub> to the spray water circuits
- 'hold time' allowed for liquid to work to intensive disinfection results
- liquid draining with compressed air
- (mains or distilled) water flushing


Extremely easy access to the disinfectant tank and dental unit body allowing for straightforward and quick servicing.

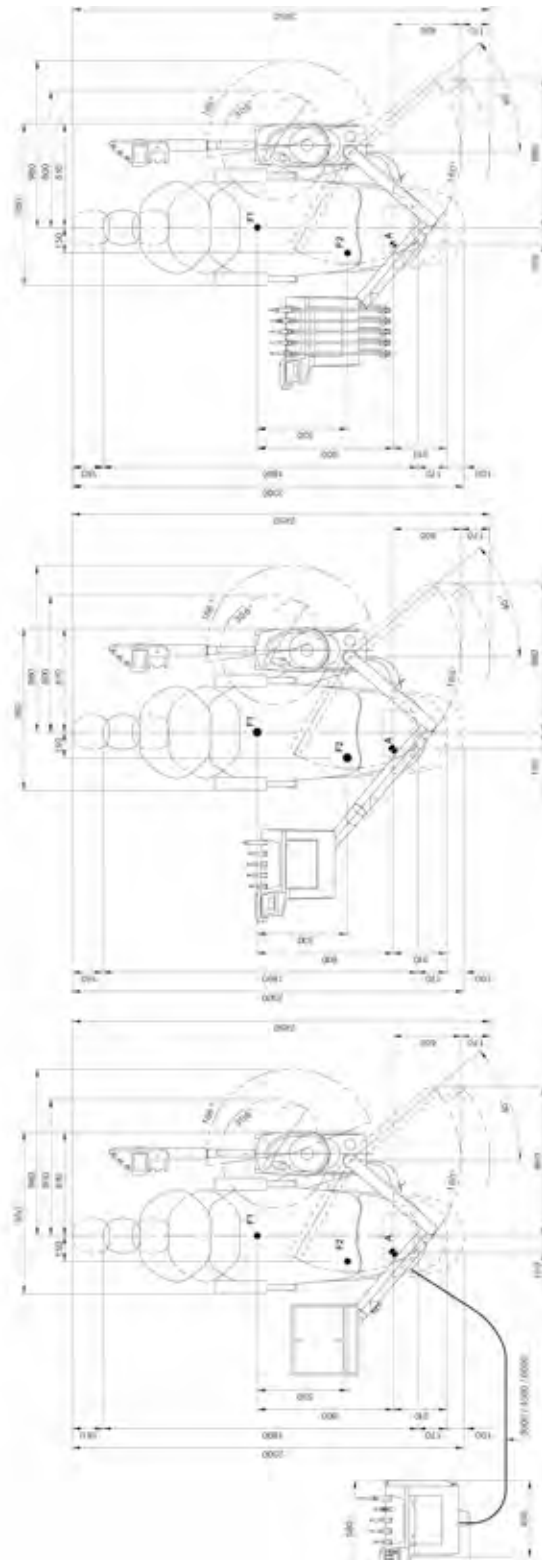
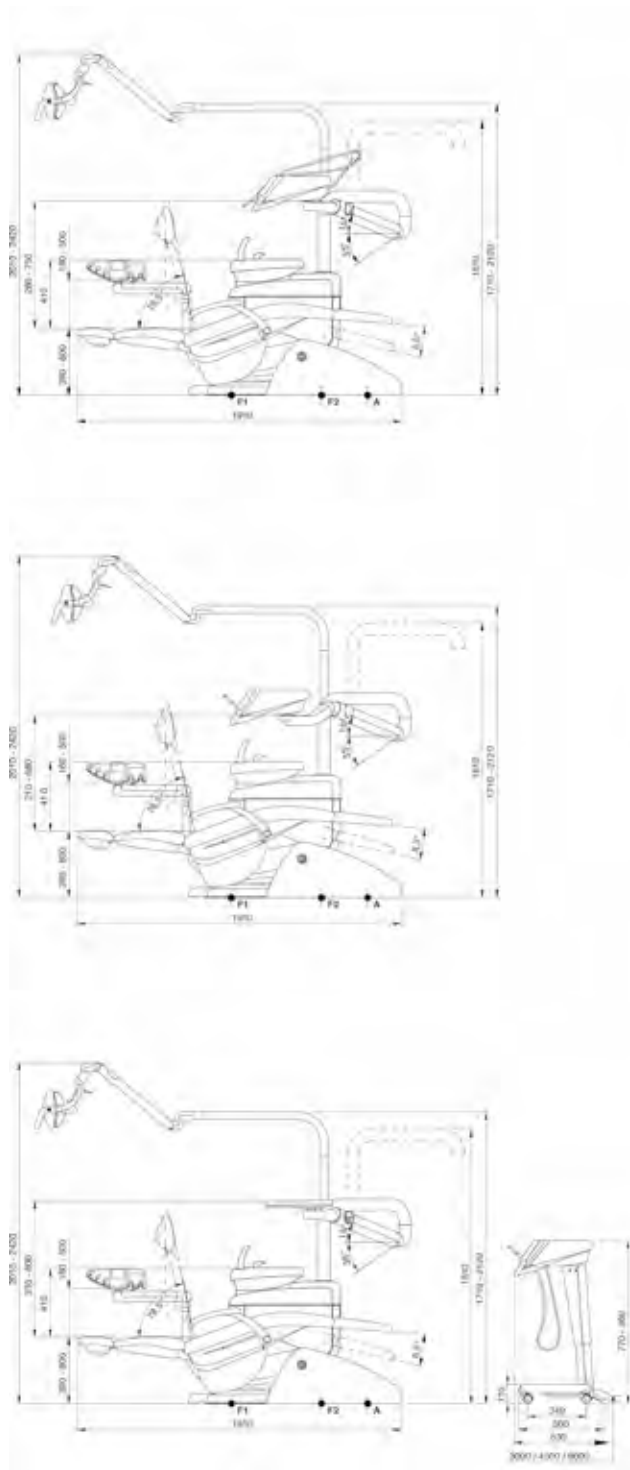


## Protection against Legionnaire's disease

Microbiological water quality inside the dental unit is ensured by Peroxy Ag+, a bactericidal, fungicidal and micobactericidal disinfectant.

This substance, at the concentration indicated by Castellini, acts effectively against all water-borne contaminants, in particular Legionella. Against the latter it has been proven to be an effective bacterial disinfectant after just 10 minutes of contact.





## Colour range

- 102 Atlantic blue
- 113 Pacific blue
- 106 Mediterranean blue
- 136 Indian blue
- 101 Caribbean green
- 123 Polynesian green
- 103 Nevada yellow
- 115 Scottish salmon
- 132 Blueberry violet
- 134 Japanese wisteria
- 135 Venetian red
- 130 Graphite black
- 121 Anthracite grey
- 137 Satin silver

- Surgical padding**
- 197 Caribbean green
- 198 Atlantic blue
- 196 Mediterranean blue
- 195 Scottish salmon
- 199 Anthracite grey
- 193 Polynesian green
- 194 Venetian red



	Over the patient delivery system	Hanging tubes	Cart
<b>Hygiene system</b>			
Separate Supply System	●	●	●
Autosteril A (Automatic) for disinfection of the water circuit	○	○	○
Multi Water Bio controller (EN 1717-compliant water infeed unit with continuous disinfection system)	○	○	○
Timed Flushing (quick wash cycle of the water circuit)	○	○	○
Suction Hoses Disinfection (wash and disinfection of suction system)	○	○	○
Kit peristaltic pump with saline solution irrigation set	○	○	○
Hi Protected Air (compressed air feed filter)	○	○	○
<b>Dentist's module</b>			
Kit turbine complete with Silent Power Silver 2L fibre optics handpiece	—	—	●
Kit turbine complete with Silent Power Silver 4L fibre optics, quick coupling handpiece	●	●	○
Kit turbine complete with Silent Power Gold fibre optics, quick coupling, pure titanium handpiece grip	○	○	○
Kit turbine complete with Silent Power Gold Miniature fibre optics, quick coupling, pure titanium handpiece grip	○	○	○
Kit Micromotor Handy Power (1,000 - 40,000 RPM - 3 Ncm)	—	—	●
Kit Micromotor Handy Power LED fibre optics (1,000 - 40,000 RPM - 3 Ncm)	—	—	○
Kit Micromotor Implantor LED fibre optics (100 - 50,000 RPM - 4.5 Ncm)	●	●	○
Kit Piezosteril 6 scaler	○	○	○
Kit Piezolight 6 electric scaler with fibre optics	○	○	○
Kit Surgison 2 surgical ultrasonic	○	○	○
LAEC (Electronic Apex Locator)	○	○	○
T-LED curing light kit	○	○	○
Kit for instrument lever stops	○	—	—
Kit 3-way stainless steel syringe	—	—	●
Kit 6-way stainless steel syringe	●	●	○
Kit 6-way stainless steel syringe with fibre optics	○	○	○
Transthoracic tray holder table	—	●	—
Kit 6th instrument (curing light or camera handpiece)	○	○	○
<b>Assistant's module</b>			
T-LED curing light kit	○	○	○
Kit 3-way stainless steel syringe	○	○	○
Kit 6-way stainless steel syringe	○	○	○
Removable and disinfected suction tubes	●	●	●
Autoclavable suction cannulae	●	●	●
Assistant's module with control panel complete with control switch for chair, operating lamp mounted on self-balanced arm	●	●	●
Tray holder table on assistant's module	○	○	○
<b>Operating lamp</b>			
Venus Plus lamp	●	●	●
Venus LED lamp	○	○	○
<b>Unit body</b>			
Swivel and removable bowl - Electro-mechanical-motion	●	●	●
Cup filler water heater	○	○	○
Instrument spray heating	○	○	○
Quick coupling for air/water supply for external device	○	○	○
Multimedia cables and PC connections	●	●	○
Tray holder table in place of bowl	○	○	○
<b>Patient chair</b>			
Headrest with double articulation	●	●	●
Pneumatic headrest with 3-axis movement	○	○	○
Multifunction foot control with joystick	●	●	●
Wired pressure-operated foot control with joystick and spray on/off kit	○	○	○
Wireless pressure-operated foot control with joystick and spray on/off kit	○	○	○
Power Pedal Foot Control	○	○	○
Wired Lateral slide Foot Control	○	○	○
Wireless Lateral slide Foot Control	○	○	○
Surgical padding	○	○	○
Upholstery without extensible footrest base	○	○	○
Left armrest	○	○	○
Right armrest	○	○	○

● supplied as standard ○ optional